



Summer Holidays Assignment (2023-2024)

Class I

Vacation time!

It would be a great idea to engage your creative mind and skillful hands with pencil, craft and splash of colours.

Make your holidays fruitful and add wings to your creations.



Dear Students and Parents

It's summertime when faces light up with smiles.

It's time for the children to play, relax and enjoy as summer vacation is the time they eagerly await for. Also, this is the time to unlock the days creatively making the most while at home. Along with the break, come many opportunities for your child to share new discoveries in reading, baking, gardening, painting, drawing and even composing their own songs or taking up any hobby.

Here are the ways by which you can make the holidays fun and meaningful at the same time :

- Provide your child with some quiet reading time. Set aside fifteen or twenty minutes each day for your child to relax and curl up with a good book.
- Ask your child to help you in doing small household chores like cleaning the cupboards, watering the plants, making the bed, serving meals. Helping in the kitchen can be fun too.
- Don't let them become a couch potato!! REDUCE SCREEN TIME. Instead make them play interesting games like Scrabble, Pictionary, Chess etc.
- Encourage them to exercise or take up a sport and be fit.
- Take them to parks where they can spend time observing the wonders of blooming of flowers, sprouting of new leaves, rising or setting of the sun, flock of birds taking off or coming back to roost etc

As the school announces the summer break, we want to ensure that the children have a constructive vacation. With this thought some holidays' homework is being given which will keep the child active and observant. The work can easily be done by the students with a little assistance, only when required.

Follow the guidelines given by teachers to complete specific activities.



Note:

You can take the printouts of the given worksheets or write the answers of the same in separate 3 in 1 holidays homework notebook.

English

1. Word building game

Write 10 new words from the given word-

C a r p e n t e r :- car ,pen , near

V e g e t a b l e s

G r a n d p a r e n t s

2. Word chain

Make a chain of 10 words for each given word below by writing a new word with the last letter of the previous word-

Paint - **train**- nose- ear.....

Brush-

Salt-

Page-

3. Write person, place, animal, thing with the given letters.

B- barber, bedroom, bee, ball

N-

S-

K-

R-

4. Re write sentences using capital letters and fullstop (.)

a car has four wheels

i go to school

my cap is red

this is a tree

reena is my friend

5. Do pages 32, 33, 34, 35, 36 in cursive writing “Write Well” book.

6. Read all the sight words given below

100 Sight Words

the	he	at	but	there
of	was	be	not	use
and	for	this	what	an
a	on	have	all	each
to	are	from	were	which
in	as	or	we	she
is	with	one	when	do
you	his	had	your	how
that	they	by	can	their
it	I	words	said	if
will	some	two	my	find
up	her	more	than	long
other	would	write	first	down
about	make	go	water	day
out	like	see	been	did
many	him	number	call	get
then	into	no	who	come
them	time	way	am	made
these	has	could	its	may
so	look	people	now	part

7. Read the phonic sound sentences

PHONICS

Will fills with pills a dish of his big fish.

Pills kill!

The fish is ill!



PHONICS

Elmo let a pet hen get a red dress. Very well, pet hen!



PHONICS

A happy cat with a fan can clap a crab with a cap in the bag. The crab is in the black cab.



PHONICS

A funny ugly hunter cut a nut in his hut for us, but with no luck and cut his mug.



PHONICS

Bob got a hot pot with a frog on the top of the log in a fog of the bog.



8. Read and learn the given stories.

TWO SILLY GOATS

**Once upon a time there were two silly goats.
They were passing through the bridge.
The bridge was narrow.
Both of them wanted to cross the bridge first.
They started fighting with each other.
Both of them fell in the water and drowned.**

Moral

We should not fight with each other.

LION AND THE MOUSE

Lion was sleeping, Mouse danced on his back.
Lion woke up and caught the mouse.
He said, "I will eat you".
Mouse cried- "No, no spare me, I will help you one day.
Lion laughed at mouse.
One day a hunter came and threw his net on the lion.
Lion roared.
Mouse came and bit the net and they became friends.

Moral – A friend in need is a friend indeed.

हिंदी

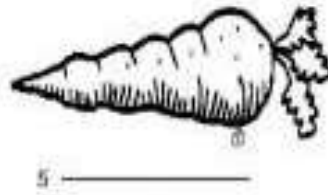
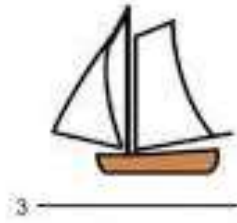

1. हिंदी सुलेख पुस्तक -मोती मेरे अक्षर के पृष्ठ 5 से 13 तक करें ।
2. आ और इ की मात्रा से बनने वाले शब्दों का पठन करें ।

प्रश्न 1 : इन शब्दों के पठन का अभ्यास करे :




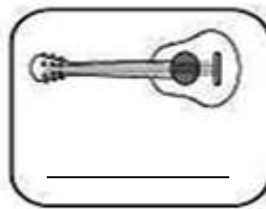
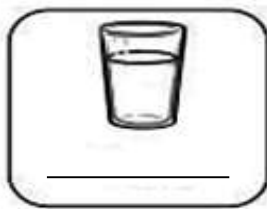
दिन	बिल	गति	रवि
नियम	गिलास	किरण	पहिया
किताब	हिरण	किधर	किसान
सितार	अतिथि	पिता	उचित
मित्र	कवि	गिटार	विशाल
निशा	सरिता	बिटिया	अधिक
कविता	टिकट	पिन	हरि

तिल	मिल	दिल	हिल	खिल	
दिन	गिन	बिन	रवि	छवि	कवि
किला	खिला	पिला	मिला	हिला	सिला
किताब	गिलास	किवाड़	सियार	डलिया	तकिया
हिसाब	बिखर	मिनट	टिकट	निकट	
माचिस	मालिश	साजिश	बारिश	अखिल	जटिल
सविता	विशाल	विकास	किसान	विरान	
बलिदान	हिमालय	रविवार	शनिवार	गिरगिट	

प्रश्न 2 : नीचे दिए गए चित्रों को देखकर सही नाम लिखें (आ मात्रा):



प्रश्न 3 : नीचे दिए गए चित्रों को देखकर इ मात्रा वाले सही शब्दों के नाम लिखिए:



प्रश्न 4: दिए गए शब्दों से उचित वाक्य रचना कीजिये :

गाजर: _____

बादल: _____

छाता: _____

गमला : _____

मटका: _____

साइकिल : _____

बारिश: _____


गिटार: _____

हिरन : _____

किताब: _____

प्रश्न 5 : शब्द पहेली में से 'आ मात्रा' के शब्द ढूँढ़कर लिखें।

का	ला	ह	रा	त	वा	का
मा	मा	ल	व	पा	पा	न
ला	दा	ता	न	ला	न	फा
ल	दा	रा	जा	पि	ला	श
छा	वा	ख	मा	ता	वा	ना
ता	पा	ता	च	ना	ना	व
ला	र	र	पा	नी	ला	भा



Maths

1. Revise Addition and Subtraction.
2. Learn number names.
3. Do the given work in the holidays homework notebook:

1. Write the numbers in ascending order:

a) 7, 4, 1, 9 =

b) 2, 8, 3, 0 =

c) 5, 7, 4, 6 =

d) 6, 9, 0, 3 =

2. Write the numbers in descending order:

a) 3, 5, 8, 1 =

b) 1, 6, 4, 3 =

c) 4, 9, 2, 6 =

d) 7, 0, 5, 9 =

3. Put the sign ($>$, $<$, $=$)

9 9

8 5

4 7

2 3

3 0

5 7

1 6

4 9

4. Write the numbers names of :-

a) 5 -

b) 8 -

c) 13 -

d) 20 -

6. Add the numbers:-

$$\begin{array}{r} 9 \\ + 1 \\ \hline \end{array}$$

$$\begin{array}{r} 4 \\ + 3 \\ \hline \end{array}$$

$$\begin{array}{r} 0 \\ + 5 \\ \hline \end{array}$$

$$\begin{array}{r} 6 \\ + 3 \\ \hline \end{array}$$

$$\begin{array}{r} 2 \\ + 2 \\ \hline \end{array}$$

$$\begin{array}{r} 3 \\ + 7 \\ \hline \end{array}$$

$$\begin{array}{r} 9 \\ + 0 \\ \hline \end{array}$$

$$\begin{array}{r} 7 \\ + 1 \\ \hline \end{array}$$

$$\begin{array}{r} 5 \\ + 2 \\ \hline \end{array}$$

7. Subtract the numbers:-

$$\begin{array}{r} 6 \\ - 2 \\ \hline \end{array}$$

$$\begin{array}{r} 9 \\ - 8 \\ \hline \end{array}$$

$$\begin{array}{r} 7 \\ - 4 \\ \hline \end{array}$$

$$\begin{array}{r} 3 \\ - 3 \\ \hline \end{array}$$

$$\begin{array}{r} 4 \\ - 0 \\ \hline \end{array}$$

$$\begin{array}{r} 9 \\ - 2 \\ \hline \end{array}$$

$$\begin{array}{r} 5 \\ - 5 \\ \hline \end{array}$$

$$\begin{array}{r} 2 \\ - 1 \\ \hline \end{array}$$

$$\begin{array}{r} 8 \\ - 0 \\ \hline \end{array}$$













Name: _____













One More +











10	
5	
7	
2	
8	
1	
3	
9	

One Less-

1	
4	
9	
6	
3	
10	
2	
8	

- | | |
|----|--|
| 1) | There are 5  .
There are 2  .
What is the sum? $5 + 2 =$ _____ |
| 2) | There are 3  .
3 more  come.
How many in all? _____ |
| 3) | I have 4  .
I buy 4  more.
How many do I have now? _____ |
| 4) | Jack has 2  .
Jill has 4  .
How many in all? _____ |
| 5) | There are 7  .
2  more come.
How many are there now? _____ |
| 6) | I have 3  .
I buy 5  more.
How many do I have now? _____ |

- | | |
|----|--|
| 1) | There are 13  .
6  fly away.
How many are left? _____ |
| 2) | A shop sells 5  on Monday.
It sells 3  on Tuesday and 4  on Wednesday.
How many altogether? _____ |
| 3) | There are 15  .
8  are cut down.
How many are left? _____ |
| 4) | There are 11  .
4 more  come along.
How many are there in total? _____ |
| 5) | Captain has 6  .
Newton has 3  .
Sally has 5  .
What is the sum? _____ |




- | | |
|----|---|
| 1) | There are 6  .
2 more  come along.
How many  in total? _____ |
| 2) | I have 5  .
I lose 3  .
How many  do I have left? _____ |
| 3) | Sally has 6  .
Newton has 4  .
What is the sum? _____ |
| 4) | I have 5  .
I spend 5  .
How many are left? _____ |
| 5) | There are 10  .
2  are washed away.
What is 10 minus 2? _____ |

E.V.S.

1. Revise the work done in the class.
2. Learn 5-8 lines on 'Myself' .
3. Draw a family tree in your EVS notebook and paste pictures of your family members.
4. Complete the following worksheets by pasting (printout / handwritten) them in the EVS notebook.

Worksheet -1

Match the column:

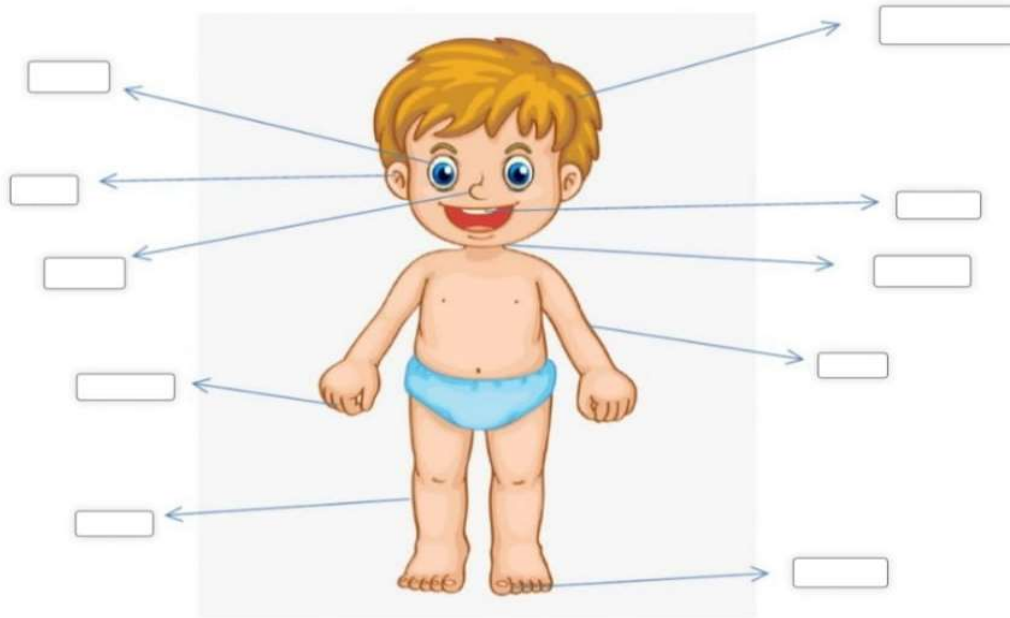
Eat		eye
Feel		leg
Smell		tongue
Walk		ear
Write		teeth
See		nose
Taste		skin
Chew		hand
Run		mouth
Hear		foot

Worksheet -2

Subject : E.V.S

Name : Class : Section : Date :

Label the different parts of our body using the words in the box given below.



Ear	Nose	Eye	
Toes	Fingers	Knee	Hand
Hair	Arm	Leg	
Teeth			

General Knowledge

Use your creativity and imagination to make the following-

Use A3 size sheet or half pastel sheet. You can draw or paste pictures according to your roll no.

1. Roll Nos. 1-10 - any 3 National Symbols of India.
2. Roll Nos. 11-20 - any 3 Domestic Animals and their homes.
3. Roll Nos. 21-30 - any 3 Indoor or Outdoor games.
4. Roll Nos. 31 onwards – any 3 helpers.

Art and Craft

1. Take a drawing sheet. Draw the following scenery. Colour or paint the scenery as shown. You can use paper cut out or your imagination to make the boat and birds to complete the scenery or peacock.



2. Do the following craft activity to have some fun.
 - a) For roll nos. 1-18
Make a pen holder using your imagination.



- b) For roll nos. 19-38
Make any water animal craft.

